



turnkey

millwork

cellular pvc columns



Elegant, Low Maintenance Millwork Products

Turnkey Millwork is committed to bringing you beautiful, low maintenance millwork products at affordable prices. We are leaders in the innovative use of cellular PVC for the manufacture of synthetic millwork products. Cellular PVC offers the advantages of being unaffected by moisture and insects, but with the thickness, ease of use and workability of wood.

If you are a builder, Turnkey Millwork can also design signature custom columns unique to your homes. A signature column will add dramatically to the curb appeal of your houses and will create a recurring visual theme, which potential buyers will recognize and identify with your homes.

We at Turnkey Millwork understand the problems builders encounter during the construction of a home. Our company is run by hands-on craftsmen with extensive real world building experience. Our products are designed for beauty and true ease of installation. Zero callbacks are foremost in our minds. Please call us with any questions you might have about our products or their possible applications.

Standard Square Columns

ClassicCraft Cellular PVC Columns




Plain Square Column - Type 100

Plain square cellular PVC column, manufactured in two L shaped pieces using 1/2", 5/8" or 1" cellular PVC (depending on column size) with a standard 5/8" Ogee cap and base. (Our most economical column, the CT100 is manufactured using 3/8" cellular PVC and is only available plain with the standard 5/8" Ogee cap and base.)




Fluted Square Column - Type 200 / 250

Fluted square cellular PVC column, manufactured in two L shaped pieces using 1/2", 5/8" or 1" cellular PVC (depending on column size) with a standard 5/8" Ogee cap and base. Custom fluting available on all sizes. T250 columns are manufactured with 7" rail breaks for 36" and 42" rail heights.



Raised Panel Square Column - Type 300 / 350

Raised panel square cellular PVC column, manufactured in two L shaped pieces using 1/2", 5/8" or 1" cellular PVC (depending on column size) with a standard 5/8" Ogee cap and base. Custom panel configurations available on all sizes. T350 columns are manufactured with 7" rail breaks for 36" and 42" rail heights.



Recessed Panel Square Column - Type 400 / 450

Recessed panel square cellular PVC column, manufactured in two L shaped pieces using 1/2", 5/8" or 1" cellular PVC (depending on column size) with a standard 5/8" Ogee cap and base. Custom panel configurations available on all sizes. T450 columns are manufactured with 7" rail breaks for 36" and 42" rail heights.


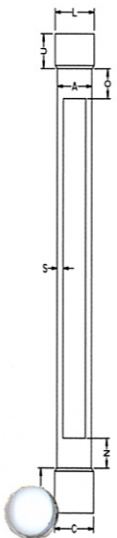




Square Column Dimensions

Size	A	B	C	L	N	O	S	R	U	Lengths	T200/T250 Number of Flutes per Side
6"	5 7/8"	n/a	7 1/8"	7 1/8"	6"	6"	1 3/4"	9"	7"	6',8',9',10'	3
8"	7 7/8"	n/a	9 1/8"	9 1/8"	6"	6"	1 3/4"	9"	7"	6',8',9',10',12'	5
10"	9 7/8"	n/a	11 1/8"	11 1/8"	6"	6"	1 3/4"	9"	7"	6',8',9',10',12'	7
12"	11 7/8"	n/a	13 1/8"	13 1/8"	6"	6"	1 3/4"	9"	7"	6',8',9',10',12'	8

*Custom sizes and styles available



Features

Ten Year Warranty

Interior or Exterior Use

Paintable Cellular PVC

Installation Kit Included

Craftsman Columns and Pedestals

ClassicCraft Cellular PVC Columns



Craftsman Column - Type 900

Plain craftsman cellular PVC column, manufactured in two L shaped pieces using 1/2", 5/8" or 1" cellular PVC (depending on column size) with standard C1 and B1 cap and base.



Raised Craftsman Column - Type 950

Raised panel craftsman cellular PVC column, manufactured in two L shaped pieces using 1/2", 5/8" or 1" cellular PVC (depending on column size) with standard C1 and B1 cap and base.



Recessed Craftsman Column - Type 975

Recessed panel craftsman cellular PVC column, manufactured in two L shaped pieces using 1/2", 5/8" or 1" cellular PVC (depending on column size) with standard C1 and B1 cap and base.



Pedestals

Plain, raised panel and recessed panel pedestals are manufactured in two L shaped pieces using 1/2", 5/8" or 1" cellular PVC (depending on pedestal size) with standard C1 and B1 cap and base.

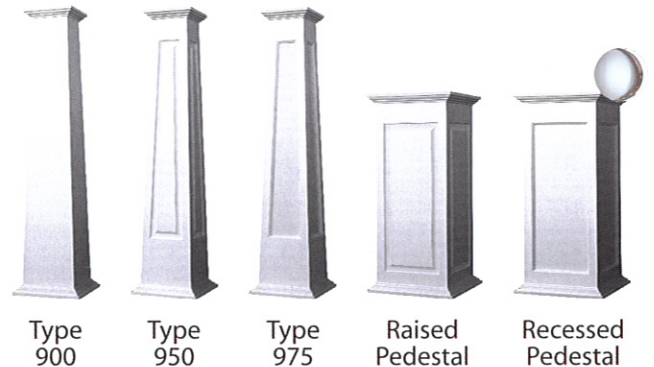
Features

Ten Year Warranty

Interior or Exterior Use

Paintable Cellular PVC

Installation Kit Included

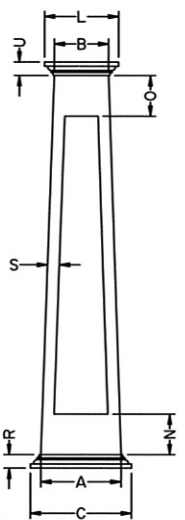




Craftsman Column Dimensions

Size	A	B	C	L	N	O	S	R	U	Lengths
12"x8"	11 7/8"	7 7/8"	14 7/8"	10 7/8"	6"	6"	1 3/4"	2"	2"	54",60",66",72",96"
16"x10"	15 7/8"	9 7/8"	18 7/8"	12 7/8"	6"	6"	1 3/4"	2"	2"	54",60",66",72",96"
20"x15"	19 7/8"	16 7/8"	22 7/8"	19 7/8"	6"	6"	1 3/4"	2"	2"	54",60",66",72",96"

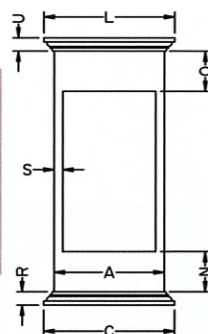
*Custom sizes and styles available



Pedestal Dimensions

Size	A	B	C	L	N	O	S	R	U	Lengths
16"	15 7/8"	n/a	18 7/8"	18 7/8"	6"	6"	1 3/4"	2"	2"	40",46"
20"	19 7/8"	n/a	22 7/8"	22 7/8"	6"	6"	1 3/4"	2"	2"	40",46"
24"	23 7/8"	n/a	26 7/8"	26 7/8"	6"	6"	1 3/4"	2"	2"	40",46"


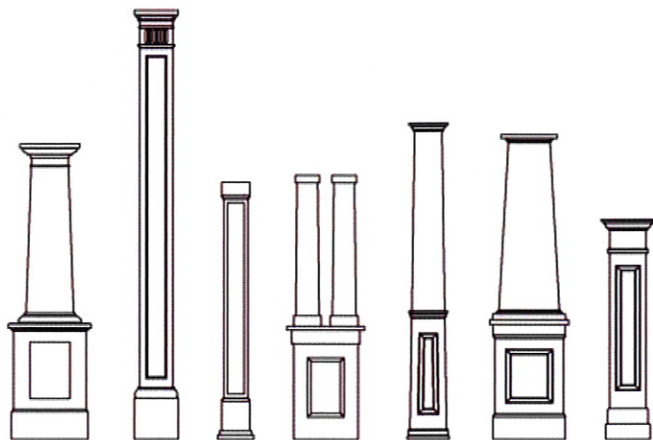
*Custom sizes and styles available



Custom Square Columns

ClassicCraft Cellular PVC Columns

From 5" to 24" width and 2' to 20', you can now order the perfect custom column for your home or neighborhood project. Custom columns are manufactured using cellular PVC. Ask Turnkey Millwork today how you can offer a unique signature on your next custom project. Simply visit our website, www.turnkeymillwork.com or contact us at 1-888-782-3908.



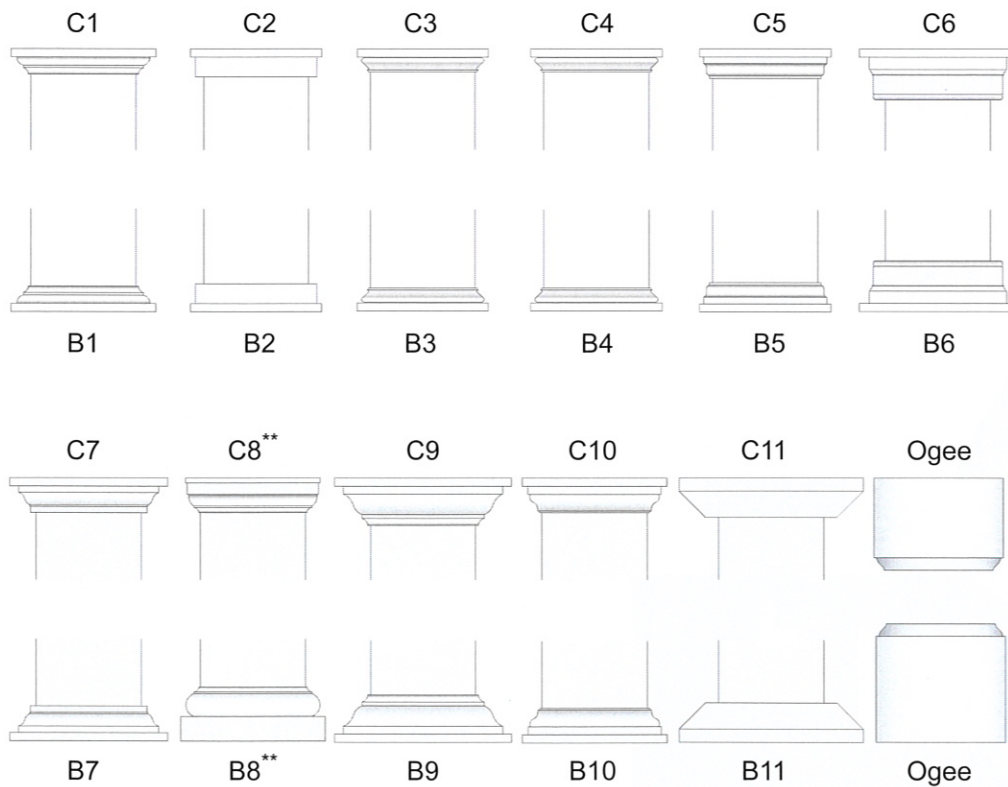

Custom columns come in all sizes and styles - plain, fluted, raised panel, and recessed panel. Any custom shaft size is available to meet your specific need. Panel and fluting layouts can be modified to match your design.






ClassicCraft Caps and Bases

Turnkey Millwork can provide you with several cap and base designs for your columns. We will also be happy to design a custom cap or base for any specific application.



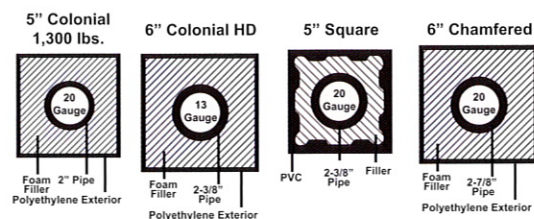
*C denotes Cap, B denotes Base
 **Comes in limited sizes

Synthetic Porch Posts



Features

- Weather Proof
- Insect Proof
- Load Bearing up to 5,000 lbs.
- Low Maintenance
- Finished White, Ready to Install
- 10 Year Warranty



- 1 - 5" Colonial Synthetic Porch Post
- 2 - 6" Colonial HD Synthetic Porch Post
- 3 - 5" Square Synthetic Porch Post
- 4 - 6" Chamfered Synthetic Porch Post
- 5 - Colonial Lamp Post





Description


The synthetic porch post is composed of a white polyethylene shell which surrounds a galvanized steel pipe (20 gauge for the 5" post, 13 gauge for the 6" post) and polyurethane foam filler. The 6" synthetic porch post is tested to carry a load of up to 5,000 lbs. and the 5" post is rated at 1,300 lbs. (ASTM A500 (40 K.S.I.).

Dimensions are nominal and may vary slightly.

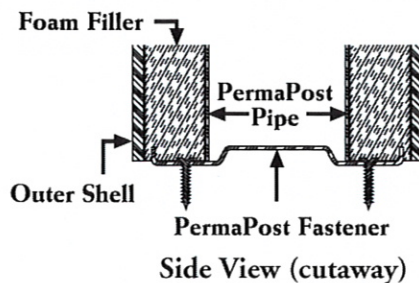
- 5" Colonial porch posts and lamp posts are net 4".
- 6" Colonial porch posts are net 5".
- Chamfered synthetic porch posts are net 3-1/2" at top and 5-1/2" at base.
- Square posts are net 4-1/2".

Fastening Systems

Two fasteners are shipped with each colonial post.



Top View of Fastener




Warranty

Turnkey Millwork warrants that for ten years the synthetic porch or lamp post is free from defects in material and workmanship. Upon proper installation of the post, Turnkey Millwork will replace a synthetic porch post which has failed as a result of defective material or workmanship. In the event of a claim against this warranty, proof of purchase, with date will be required to affect such a claim. Installation cost is not included. Turnkey Millwork gives no other warranty expressed or implied.

Custom Millwork

Custom millwork gives a sophisticated look to any home. Our highly skilled craftsmen are ready to hand-craft a custom piece of millwork that will fit your style and set your home apart from the rest. Each piece is manufactured from cellular PVC so it will not rot. It will weather the elements and be unaffected by insects. Call us today and find out how we can help you create a unique look for your home.



Custom Arbors, Pergolas and Trellises



Custom Valances

Custom Wainscot Panels



Custom Rail Panel



Custom Brackets




Custom Rail Panels


Access Doors / Dormer Doors


Custom built, pre-hung, solid core knee wall access doors

Your dormer door will be custom made to fit the size & location of your attic access hole. No more re-framing openings that are too narrow or too wide for standard door sizes.




- **Standard wooden knob & catch - no charge**
- **Fully weatherstripped**
- **Bored for passage lockset - extra cost option**
- **Rectangular and arched raised panels - extra cost option**
- **Double swing doors for extra wide openings**





Poly Crawl Doors

Custom built, pre-hung, cellular PVC crawl space access doors



Finally an alternative to unsightly, warped and rotted plywood exterior access doors.

- **Raised panel standard**
- **Arched raised panels - extra cost option**
- **Double swing doors for extra wide openings available**
- **Fully weatherstripped - extra cost option**
- **Pressure treated door jamb**
- **Custom sized to your crawl space opening**
- **Sizes from 18" x 18" to 72" x 96"**
- **Constructed totally from synthetic, non-rotting cellular PVC**



Turnkey Millwork, Inc.
6231 Westgate Road, Suite 150
Raleigh, NC 27617

1.888.782.3908 Toll Free
919.782.2708 Phone
919.782.9390 Fax
www.TurnkeyMillwork.com



turnkey

millwork

cellular pvc columns